

// SCOTT LEMPERT'S FORD FALCON GASSER //

READER'S RIDE OF THE YEAR



Meet the Builder


Scott, a Michigan native, is a big fan of Detroit Iron—especially '60s drag cars. In addition to the Falcon that inspired this build, Scott has since patterned a model after Dodge's famed Little Red Wagon drag truck. He's also got a scratch-built Chevy II gasser he's working on now. When he's done, he'll be ready for a three-way match-race!



PHOTOS BY SCOTT LEMPERT

Thomas Edison famously said, "Genius is one percent inspiration, ninety-nine percent perspiration."

Hard work was the key to Edison's success, and it was a big factor in the 2017 Reader's Ride of the Year (RROTY) selection as well. Scott Lempert is easily one of the hardest-working, most prolific builders contributing to Readers' Rides. Rarely does a month go by without Scott sending in another of his wild creations—virtually all of them scratch-built. But sheer numbers alone don't win you RROTY. Hard work is great, but more important, it has to be good work. Scott delivers both. His creations show creativity and innovation, and a great sense of history—and his Ford Falcon Gasser is a perfect example of that. Scott went for realism inside and out, and his attention to detail is always a cut above. Even the body is handmade! The results speak for themselves—although Scott, being the workhorse that he is, also sent us full commentary on his build and shot all the photos too! So rather than report on the Falcon, we'll let Scott describe the highlights himself.



Frame

I wanted as period-correct a frame as possible, so I picked up an early Tamiya Bruiser frame. I probably should have thought twice about modifying it as it seems to have been kind of valuable, but oh well—a narrowing we go!



Engine I built the engine myself, due to the serious lack of custom-build offerings in 1/10 scale. There are some 3D units, but I wanted something dedicated to this build. I came across a photo of a Sonny Leonard 903 cu.in. monster motor and commenced modeling it—gotta have a Ford engine in a Ford, right? I used my own intake design, and I found resistors that worked perfectly for the fuel injectors. I added the front components based on the inspiration photos for the engine. The headers were a challenge; they are actually made from #8GA THHN wire and are painted silver.


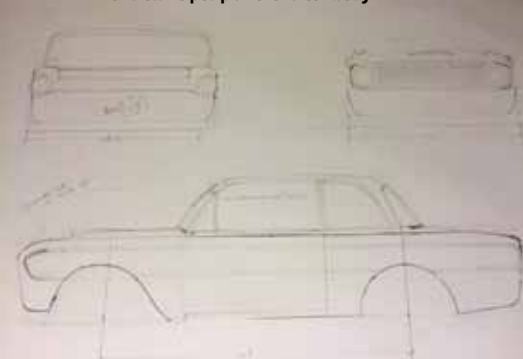
Wheels & Tires The wheels are from HPI, and the fronts were sectioned and reglued to give them the right look. The rear tires are actually two sets of Tamiya King Hauler tires that have been cut and reglued to make them wider. I painted the spokes on the wheels to give them a vintage look. The motor is an Associated Radon 33k RPM unit, which is controlled by a HobbyWing 1060 speed control, and a 2S LiPo supplies the juice. There are handmade ladder bars and a Lakewood-style roll bar.



Axles I used a Tamiya King Hauler rear axle. I left the differential open for this build, but for subsequent builds, I have locked the diff with JB Weld. The front axle is also a King Hauler unit, and the front shocks are painted Bruiser units.



A 3-view helped plan the Falcon body.



It's coming together. The shape is blocked out in sheet plastic.

Interior The dash is custom-built and backlit to make it more realistic, and a tach from Exclusive RC finishes it off. The interior also features many handmade items such as a battery, battery shut-off lever, interior chute lever, air shifter with CO₂ bottle, a FAST ignition box, and all the tin work that you would find in a car like this.



Almost there. Bondo and a lot of sanding brought the Falcon's distinctive "sheet metal" to life.



The paint is Tamiya TS52 Candy Neon Green with clear over it. I added the painted-on scallops, custom-ordered the side graphics, and bolted on the moon tank. Also added were a metal grille and those all-important yellow-tinted windows and headlights to give it a period-correct look.

Final Word

Ultimately, it was that level of detail that won the editors over and made us choose Scott's Falcon as the RROTY—the closer we looked, the more impressive the car got. We're sure Scott is already hard at work on his next project, but we hope he takes time to enjoy being chosen as 2017's Reader's Ride of the Year. (And that will give us a little time to catch up on the five cars he's sent us since the Falcon!)

If you think you've got what it takes to be the RROTY, prove it! Send in your best ride to readersrides@airage.com. Include a hi-res pic (or, even better, several hi-res pics!) and details on your build, focusing on equipment, mods, and anything that makes your vehicle unique. We pick a ride of the month every issue, which gets a nice bundle of swag from Pro-Line, and you get entered to be selected as next year's RROTY. So show us what you got! 🙌



➤ **What Scott Wins** Pro-Line, sponsor of Readers' Rides, awards a hat, a T-shirt, and the body of the winner's choice for every "Reader's Ride of the Month" winner. For "Reader's Ride of the Year," Pro-Line provides all that loot, plus a sweet PL hoodie, track bag, and cooler conversion kit. The cherry on top is Pro-Line's hot, new Ambush 4X4 mini rock rig—score! All together, that's nearly \$500 worth of swag. Thanks, Pro-Line!

SPONSORED BY
PRO-LINE